

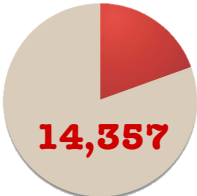








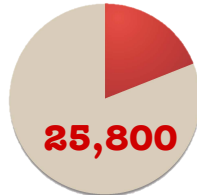









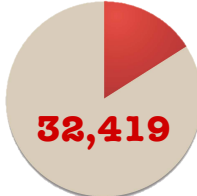
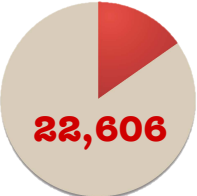



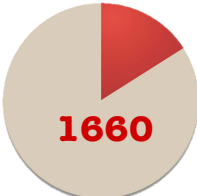





Produced in collaboration with Elon University, Alamance County Department of Social Services, Burlington Housing Authority, Allied Churches, Open Door Clinic and the United Way

Demographics		 <p>29,249 IN POVERTY</p>	 <p>14,357 UNEMPLOYED</p>	<p> 19.5% of people in AC lived in poverty; 18% in NC.</p> <p> Unemployment in AC was 9.3%; 8% in NC.</p>
General Aid		 <p>1,488 families UTILITY AID</p>	 <p>479 TANF AID</p>	<p> 2.47% of families in AC require help paying their utilities; 2.39% in NC.</p> <p> The average TANF benefit is \$208/month; \$238 in NC. (TANF= Temporary Aid to Needy Families)</p>
Food		 <p>25,800 FOOD INSECURE</p>	 <p>24,404 FOOD AID</p>	<p> 17.1% of households are food insecure in AC; 18.6% in NC, 15.9% in the US.</p> <p> The average food stamp benefit per month in AC is \$227/month; \$247 in NC.</p>
Housing		 <p>3,867 families UNAFFORDABLE</p>	 <p>181 HOMELESS</p>	<p> 68% of low-income renter families in AC cannot find affordable housing; 69% in NC, 70% in the US.</p> <p> .117% of people in AC are homeless; .116% in NC.</p>
Healthcare		 <p>32,419 UNINSURED</p>	 <p>22,606 MEDICAID</p>	<p> AC has fewer doctors (1848:1) and dentists (2331:1) per capita than NC (1480:1 and 2,1141:1).</p> <p> 21% of people in AC are uninsured; 19% in NC.</p>
Children		 <p>1660 NO CHILDCARE</p>	 <p>12,768 REDUCED LUNCH</p>	<p> 16.75% of AC families cannot afford childcare; 16.89% in NC.</p> <p> 55.6% of AC students require reduced lunch; 56% in NC.</p>

Sources

Demographics

- Poverty: US Census: "Population estimates, July 1, 2013, (V2013)": 154,378. <http://www.census.gov/quickfacts/table/INC110212/37001/accessible#>
- Poverty: US Census: "Persons below poverty level, percent, 2008-2012": 19.5%. Number of people in poverty derived by applying percent in poverty to population: 19.5% of 154,378. <http://www.census.gov/quickfacts/table/INC110212/37001/accessible#>
- Poverty: US Census: "Households 2009-2013": 60,139: <http://quickfacts.census.gov/qfd/states/37/37001.html>
- Unemployment: Bureau of Labor Statistics: Unemployment rate for 2013, annual average: 9.3%. Number of unemployed derived by applying percent unemployed to population: 9.3% of 154,378. <http://data.bls.gov/map/MapToolServlet?state=37&datatype=unemployment&year=2013&period=M01&survey=a&map=county&seasonal=u>
- Unemployment: Bureau of Labor Statistics: NC annual unemployment for 2013: 8.0%: http://www.bls.gov/news.release/archives/srgune_02282014.pdf

General Aid

- Energy Assistance: Alamance County NCFast Data from DSS. Percent of families needed assistance paying utility bills derived by determining percent of total # of households represented by 1488 families receiving aid: 2.47% of 60,139 = 1485.
- TANF: Alamance County NCFast Data from DSS. Percent of people receiving TANF derived by determining percent of total population represented by 479 individuals receiving aid: .31% of 154,378 = 479.

Food

- Food Insecurity: USDA Feeding America: <http://www.feedingamerica.org/hunger-in-america/our-research/map-the-meal-gap/>
- Food Stamps: Alamance County NCFast Data from DSS

Housing

- Affordable Housing: The Urban Institute: <http://www.urban.org/housingaffordability/>. Percent of families without access to affordable housing derived by determining percent of total number of households represented by 3,867 families in need: 6.4% of 60,139=3849.
- Homeless: Alamance County Community Assessment: pp 136-37: Alamance County Interagency Council for Homeless Assistance, Point-In-Time Counts, 2007-2011. Percent of homeless derived by determining percent represented by 181 individuals: .117% of 154,378 =181.

Healthcare

- Availability: 2013 County Health Rankings and Roadmaps: <http://www.countyhealthrankings.org/app/north-carolina/2013/rankings/alamance/county/outcomes/overall/snapshot>
- Insured: 2013 County Health Rankings and Roadmaps. Number of uninsured derived by applying percent uninsured to total population: 21% of 154,378= 32,419. <http://www.countyhealthrankings.org/app/north-carolina/2013/rankings/alamance/county/outcomes/overall/snapshot>
- Medicaid: Alamance County NCFast Data from DSS. The Henry J. Kaiser Family Foundation: <http://kff.org/medicaid/state-indicator/total-medicaid-enrollment/>. 2011 stats: <http://www.ncdhhs.gov/dma/pub/index.htm>, then click on county. Use the excel function to get an average for the year: 21,076 for Alamance County. Click on the "By aid program/category", statewide for NC.

Children

- Childcare: North Carolina Department of Health and Human Services database- datawarehouse provided by DSS.
- Reduced Lunch: North Carolina Department of Public Instruction, Division of Financial and Business Services. <http://www.ncpublicschools.org/fbs/resources/data/>. Scroll down to "Free & Reduced Meal Application Data": 2012-2013.

<http://blogs.elon.edu/voicesofwelfare>

